








The all NEW intimus® Pro 120 Series is heavy-duty security. These models come standard with the all new advanced i-Control®, Silentec®, 2x2, and DLS (Dynamic Load Sensor). With the high quality and high performance that intimus® provides, these units easily outrank the competition. Your guarantee of perfect safety and privacy.

-  **i-control®** Absolute transparency of the work flow
-  **Silentec®** Innovative concept for noise insulation
-  **2x2** Strict segregation of materials
-  **EcoLogic** Energy efficiency
-  **DLS** Dynamic Load Sensor - controlled performance

- Dustproof enclosed cabinet
- Mounted on rollers for flexible use
- Material: shock resistant plastic, wood

Technical Data

Shred Size	5/32" x 1 13/32"
Shred Type	Cross-cut
Capacity	23-25 sheets
Speed	680 sheets/minute
Throat Size	12 1/4"
Shred Container	32 gallons
Power Supply	110V
Power Consumption (kW)	1.8
Power Consumption (Hp)	2.4
Width (in)	21.3"
Depth (in)	15.7"
Height (in)	38.6"
Weight (lb)	103.6 lbs.
Accessories	Oil



MARTIN YALE
Industries

251 Wedcor Avenue • Wabash, IN 46992
Tel: 800.225.5644 • Fax: 260.563.4575